




INSTRUCTION MANUAL

GEWA PIANO LAMPS

PL-78 (140.200 / 140.210 / 140.220)





Congratulations on purchasing the new GEWA Piano lamp **PL-78!**

Please read the following instructions carefully before using your piano lamp.

Safety instructions

- Never open the case as this may cause a short circuit or malfunction of the product.
- Do not apply excessive pressure on the product, especially in the area of the wireless charging unit. In the event of damage, be careful not to injure yourself with broken parts.
- Do not expose the product to liquids or foreign objects.
- Keep the device away from dust, extreme temperatures, and moisture.
- If the device is not in use for a long time, disconnect the power supply.

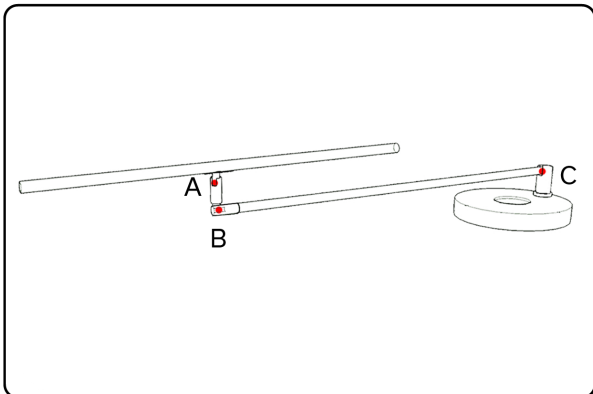


Contents

- Piano lamp
- 12V power supply
- Quick Start guide

Startup

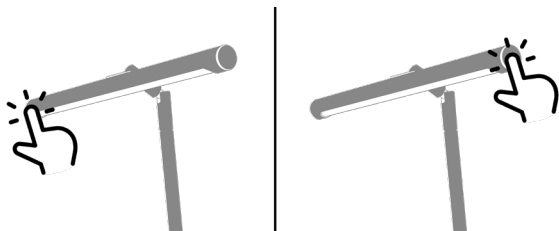
- Check the package contents for completeness.
- Take your piano light out of the packaging.



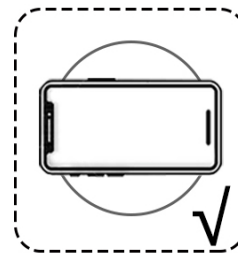
- Use joints A, B and C to move the lamp into the desired position.
- Connect your piano light to a voltage source using the included power supply unit.
- Your piano light is equipped with touch-sensitive sensors at both ends of the lamp head.

A short touch on the left side switches the light on or off. By long touching the button, you can adjust the brightness according to your preferences. The piano light saves the brightness setting when it is switched off and retains it when it is switched on again.

By briefly touching the right side, the color temperature can be switched between cool white and warm white. The long touch of the button enables the setting of an individual color temperature between cold and warm white. This setting is also retained at the next start.



- The base of your piano light offers the possibility of wireless charging of your smartphone. To do this, place your device centrally on the marked spot



Please refer to the operating instructions for your smartphone to see whether it supports this function.

- The USB-A socket on the edge of the base can be used to supply power to your smartphone, tablet or other compatible device. It provides 5V 1.5A.

Care instructions

- Wipe your piano lamp if necessary with a damp cloth.
- Please do not use any detergents.

Technical specifications

- 78 energy-saving LED
- Color temperature: 3000 K – 6500 K
- Illuminance at a distance of 30 cm: 1200 lux
- Light output: 5 W
- Wireless charger power: 10 W
- USB charging socket: 5 V, 1.5 A
- Total power consumption: 23.5 W

Version 1.1

MANUFACTURER:

GEWA music GmbH
Oelsnitzer Str. 58
D-08626 Adorf | Germany

www.gewamusic.com
www.gewakeys.com

GEWA
MUSIC